

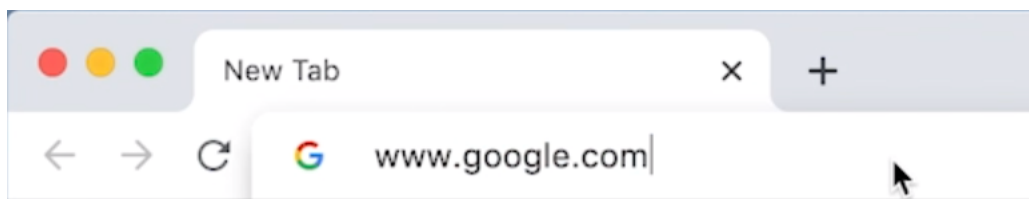


## CRPUSD Distance Learning

### How to sign in to students Google Classroom and join a class

A **Google Apps** for Education (**GAFE**) student account allows students to access their learning within a secure online collaboration platform provided and managed by the School District. In this tutorial we will be going over how to log in to your students **GAFE** account along with signing in to Google Classroom and joining a class.

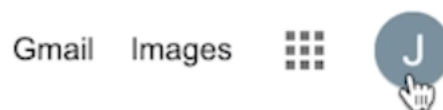
Let's start by opening a Chrome browser window and navigating to [www.google.com](http://www.google.com) :



Click the **Sign In** button



Alternatively, If you are already logged in with a Google Account profile that is not your **GAFE** account select your initial or profile picture and choose “**Switch Accounts**”





## CRPUSD Distance Learning

At the sign-in page, enter your student's **GAFE** account information. Your student should be familiar with this process. The naming convention is as follows:

**Firstname.lastname@gafe.crpUSD.org**

**-or-**

**Firstinitial.firstlastnamessecondlastname@gafe.crpUSD.org**

Followed by their password. (Please contact your students instructor if you don't have this information)

Google  
Sign in  
Use your Google Account

Email or phone

[Forgot email?](#)

Not your computer? Use Guest mode to sign in privately.  
[Learn more](#)

[Create account](#) [Next](#)


Now that you're signed in, select the "grid" or "waffle" icon next to your account symbol, near the top right of the page:



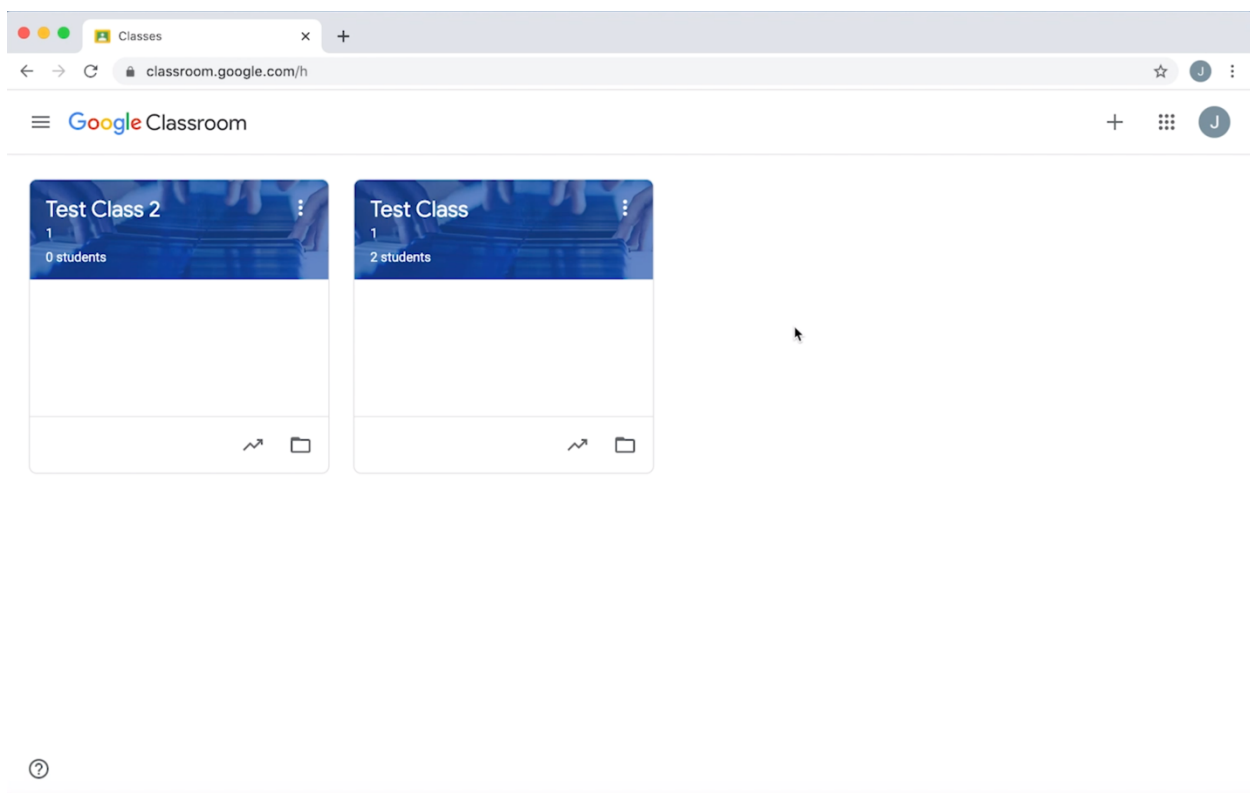


# CRPUSD Distance Learning

From the menu of Google Apps, select “**Classroom**”



You are now logged in to Google Classroom. Alternatively you can log in by going directly to [classroom.google.com](https://classroom.google.com). On the dashboard you will see the Students current classes.




Continued on next page...



## CRPUSD Distance Learning

If you would like to add a class navigate to the “+” symbol and select “**Join Class**”



You will then be prompted to input a “**Class Code**” which will be provided by the instructor.

**Join class**

Ask your teacher for the class code, then enter it here.

Class code

Cancel Join

Simply input the provided Class Code and select join to add the class to the dashboard.

This was a quick introduction to logging in with a student’s GAFE account and adding a class to Google Classroom. If you have any questions or would like training assistance please reach out to your students instructor.